



YKC Young Kennel Club

OBEDIENCE COMPETITIONS
RULES 2021 (CRUFTS 2022)





A:


DEFINITION

- The YKC hosts three obedience competition finals at Crufts. To qualify for this final, members must compete in YKC Obedience classes held at appointed licensed shows throughout the year, these classes can be found at www.ykc.org.uk
- Obedience qualifiers run from the 1st January to the 31st December for the following year's Crufts.

B:

CLASSES

- There are three (3) different classes for members to enter
 - Basic
 - Novice
 - High Flyers
- When entering classes, you should enter the lowest class you can, for example, if you have a new dog who has done very little obedience before, don't enter them in High Flyers!
- Obedience classes start with you on the maximum possible marks, you will lose marks for each mistake. The competitor with the highest total marks at the end of the competition wins.



C:


HANDLERS

YKC Members age categories will usually be split as follows:




6-11 Years

(Handlers 6 years and up to, but not including 12th birthday)



12-17 Years


(Handlers 12 years and up to, but not including 18th birthday)




18-24 Years

(Handlers 18 years and up to, but not including 25th birthday)

- The age groups will compete together in each class, but are awarded prizes separately
- A member should enter the age category they will be on the day of the qualifier.
 - If a member moves age category after qualifying for Crufts, the YKC office will put you into the new age category.
- You are not allowed to reveal either your identity or your dog's. This includes name badges or telling someone. The only way to identify you should be your Ring number that you must wear. If requested for by the judge or ring steward, a handler may (at their choice) disclose their name and dog's pet name for possible show report use. It is common practice in Obedience to ask this.
- After the commencement of judging the responsibility for dogs being brought to the ring to compete is entirely the competitors. (Make sure you are not late!!)
- In all tests the left side of a handler will be regarded as the "working side" unless:
 - The handler suffers from a physical disability and has the Judge's permission to work the dog on the right hand side, or
- To enter a YKC competition, the handler must be a fully paid, up to date member of the YKC on the date of the qualifier and Crufts (if they have successfully qualified).



D: DOGS




- All competing dogs must be six (6) calendar months of age or over on the day of competition.
- Dogs must be registered with the Kennel Club when entering Kennel Club licenced shows.
 - Dogs can either be registered on the breed register or the activity register.
- Dogs may be any breed or Crossbreed.
- Food shall not be carried by the handler or given to a dog in the ring.
- Toys may not be carried in the ring. Where an exercise would require a toy, check with the judge or steward on how to obtain the toy.

E:

JUDGING CRITERIA

- The judge will set the course for the competitors to complete.
- If either the dog or handler withdraws from competition after the closing of entries then both dog and handler are withdrawn from that class.
- No substitute of dog or handler may take place.
- Any dog which is not presented for stay or scent exercises when called for testing will be considered to have withdrawn from the class.
- There is no limit on the number of dogs a YKC member can work.
- Practice Rounds are not permitted.
- **Due to COVID—the group stay exercises have all been removed, the YKC Obedience final at Crufts will also not contain a stay exercise to ensure that only the exercises that were used in the qualifier will feature at Crufts 2022.**



F:

QUALIFYING FOR CRUFTS

- To Qualify for Crufts, members must gain points by being placed 1st, 2nd or 3rd in YKC Obedience qualifying events. There will be a 1st – 2nd – 3rd for each age group in each class.
- To qualify for Crufts, members must reach 30 points for the year in a class
- You cannot combine points from different classes (i.e. 15 points in basic and 15 points in novice will not combine to 30 points)
- To gain any points towards Crufts qualification, the handler and dog must complete all exercises in the class. Withdrawing or failing to complete any one of the exercises means you cannot be given a place or rosette, and you will not accumulate any points for Crufts Qualification.

Points are gained by the following:



1st Place: 30 Points



2nd Place: 15 Points



3rd Place: 10 Points

- All points are reset to zero (0) on 1st January of each year. No points are carried over from previous years. (If you gained points towards the cancelled Crufts 2021 Obedience competition, these will be added to this year and count for Crufts 2022)
- The points gained are for the dog and handler combination. If you score points with two different dogs, they are not combined. Similarly, if either a dog or handler cannot compete at Crufts, neither can be substituted and the qualification place is forfeited.
- Make sure you do not confuse the points gained for getting places in classes with the points for exercises below. If in any doubt, if you have a 1st, 2nd or 3rd rosette you will probably

COVID 19

The YKC may have to drastically alter how members qualify for Crufts 2022. This may be because fewer shows were able to hold YKC qualifiers this year, or possibly that we are required to restrict entry numbers to Crufts 2022 on government advice. More up to date qualification information will be released closer to the time. The YKC will endeavour to keep the qualification process as close to the above as possible.

G:

BASIC OBEDIENCE


ENTRY REQUIREMENTS:

For dogs that have **NOT** won:

2 or more first prizes in a YKC Obedience class or;

1 or more first prize in any standard Obedience class (Introductory Class doesn't count) held at a KC Licensed Open or Championship Obedience Show.

PLEASE BE AWARE - Winning 1 x YKC Basic and 1 x YKC Novice class means you will be ineligible to compete in the basic competition at Crufts




Play with or motivate your dog:

10 points




Heel on Lead

10 points



Recall with Finish

10 points



Examination of the Dog (handler to show judge)

10 points

TOTAL 40 POINTS



Play with or motivate your dog:

10 points

- The handler can choose to do this at the start or the end of the test. A silent toy may be used in this exercise.
- Competitors must not distract other dogs when rewarding their dog with a toy or play.
- Play should be under the handler's control and if it involves articles, the dog should give up the toy readily.
- No play fighting is allowed, and any play should be safe for the dog. You cannot use a formal exercise as a reward.
- Any form of aggression will be penalised.
- This section of the test should last approximately 20 seconds



Heel on Lead

10 points

- The dog should be sitting straight at the handler's left side. On command the handler should walk briskly with the dog at heel.
- The dog's shoulder should be approximately level with and reasonably close to the handler's leg at all times when the handler is walking.
- The lead should be slack at all times.
- On the command to turn, the handler should turn smartly in the direction indicated and the dog should keep its position at the handler's side.
- On the command 'Halt' the handler should halt immediately and the dog should sit straight at the handler's side.
- Touching or using the lead to correct or improve your dog's heelwork will be penalised.

HEELWORK ROUNDS / TURNS PERMITTED:


Large Circle (Clockwise or Anticlockwise)

Straight line

90° Left (Left Turn)

90° Right (Right Turn)

180° Right (About Turn)



Recall with Finish

10 points

- Recall off lead from the sit or down position at handler's choice.
- The dog should be recalled by handler when stationary and facing the dog, the judge or steward will indicate when you should call for your dog.
- The Dog should return quickly but under control to the handler, sit in front, go to heel – when instructed by the judge or steward.



Examination of the Dog (handler to show judge)

10 points

- The Handler should show the judge the dog's mouth, teeth, eyes, ears, tail, feet and run their hand under the dog's stomach.
- The judge will not touch the dog but may position themselves close by to observe.
- The steward may prompt the handler as to which part of the dog's body is required.

H:

NOVICE OBEDIENCE

ENTRY REQUIREMENTS:

For dogs that have **NOT** won:

4 or more first prizes in a YKC Obedience class or;

2 or more first prizes in any Novice Obedience class or above held at a KC Licensed Open or Championship Obedience Show.



Play with or motivate your dog:

10 points




Heel on Lead

20 points




Heel Free (Heelwork off lead)

20 points



Recall with Finish

10 points



Retrieve own article with finish

20 points

TOTAL 80 POINTS



Play with or motivate your dog:

10 points

- The handler can choose to do this at the start or the end of the test. A silent toy may be used in this exercise.
- Competitors must not distract other dogs when rewarding their dog with a toy or play.
- Play should be under the handler's control and if it involves articles, the dog should give up the toy readily.
- No play fighting is allowed, and any play should be safe for the dog. You cannot use a formal exercise as a reward.
- Any form of aggression will be penalised.
- This section of the test should last approximately 20 seconds



Heel on Lead

20 points

- The dog should be sitting straight at the handler's left side. On command the handler should walk briskly with the dog at heel.
- The dog's shoulder should be approximately level with and reasonably close to the handler's leg at all times when the handler is walking.
- The lead should be slack at all times.
- On the command to turn, the handler should turn smartly in the direction indicated and the dog should keep its position at the handler's side.
- On the command 'Halt' the handler should halt immediately and the dog should sit straight at the handler's side.
- Touching or using the lead to correct or improve your dog's heelwork will be penalised.
- Turning manoeuvres must not be coupled together.
- The handler and the dog must be allowed several paces if required to turn again.

HEELWORK ROUNDS / TURNS PERMITTED:

90° Left (Left Turn)

90° Right (Right Turn)

180° Right (About Turn)


Diagonal turn right (Diagonal Right Turn)



Heel Free (Heelwork off lead)

20 points


- The dog must be off the lead throughout this test.
- The test must be carried out in the same manner as Heel on Lead and with the same restriction on turns.



Recall with Finish

10 points

- Recall off lead from the sit or down position at handler's choice.
- The dog should be recalled by handler when stationary and facing the dog, the judge or steward will indicate when you should call for your dog.
- The Dog should return quickly but under control to the handler, sit in front, go to heel – when instructed by the judge or steward.



Retrieve own article with finish

20 points

- At the start of the exercise the dog should be sitting at the handler's side.
- When the steward instructs, the handler must throw the article in the direction indicated.
- The dog isn't allowed to move until the handler is instructed to send it to retrieve the article.
- The dog should move out promptly at a smart pace to collect the article cleanly.
- It should return with the article at a smart pace and sit straight in front of the handler.
- On command the handler should take the article from the dog. On further command the dog should be sent to heel.
- The Article is at the handlers choice which can include dumbbell.

HIGH FLYERS OBEDIENCE

ENTRY REQUIREMENTS:

Open to all dogs except dogs qualified to work in Championship Class C.

The High Flyers obedience test will be broken into the following seven sections:



Play with or motivate your dog:

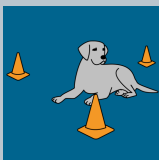
10 points



Heel Free

(with commands) at normal, slow and fast paces by choice of the judge


40 points



Sendaway and Drop


(Simultaneous command and signal applies)

25 Points



A Recall (with commands)

15 points



Retrieve Article (provided by the judge) (with commands)

30 points



Scent (Handlers scent on cloth) Test formed of six cloths arranged in a straight line in any direction. No Extra commands allowed whilst the dog is over the Scent area. A Line marking the scent area will be drawn by the judge.

30 points

TOTAL 150 POINTS



Play with or motivate your dog:

- The handler can choose to do this at the start or the end of the test. A silent toy may be used in this exercise.
- Competitors must not distract other dogs when rewarding their dog with a toy or play.
- Play should be under the handler's control and if it involves articles, the dog should give up the toy readily.
- No play fighting is allowed, and any play should be safe for the dog. You cannot use a formal exercise as a reward.
- Any form of aggression will be penalised.
- This section of the test should last approximately 20 seconds



Heel Free (Heelwork off lead)

40 points

- The dog should be sitting straight at the handler's left side. On command the handler should walk briskly with the dog at heel.
- The dog's shoulder should be approximately level with and reasonably close to the handler's leg at all times when the handler is walking.
- The dog shall be off lead throughout.
- On the command to turn, the handler should turn smartly in the direction indicated and the dog should keep its position at the handler's side.
- On the command 'Halt' the handler should halt immediately and the dog should sit straight at the handler's side.
- Touching or using the lead to correct or improve your dog's heelwork will be penalised.
- Turning manoeuvres must not be coupled together.
- The handler and the dog must be allowed several paces if required to turn again.


HEELWORK ROUNDS / TURNS PERMITTED:

Slow and Normal Pace:

90° Left (Left Turn)
 90° Right (Right Turn)
 180° Left (Left About Turn)
 180° Right (About Turn)
 Diagonal turn right (Diagonal Right Turn)
 Diagonal turn left (Diagonal Left Turn)
 Medium / large circles and Arcs

Fast Pace


Same as Slow and normal pace except for:
NO diagonal turns
NO 180° Left (Left About Turn)



Sendaway and Drop

(Simultaneous command and signal applies)


- Handler to send dog to an area indicated by the judge.
- Handler to drop dog in designated area.
- Handler to walk up to the dog and release on stewards command. This concludes the exercise.
- Simultaneous command and signal applies (the handler may give the dog's name AND one command AND one hand signal to send the dog).
- This exercise can be done independently of the "A Recall" exercise.



A Recall (with commands)

15 points

- This exercise can be done independently of the sendaway exercise where desired by the judge. If this exercise follows the sendaway exercise, the dog must be released in between.
- Handler to set up the dog in the sit or down position on the handler's left hand side (Handlers choice).
- On command, the handler should walk away from the dog. Upon further instruction, while the handler is walking away from the dog, the handler should call the dog into the heel position and continue until instructed to stop.



Retrieve Article (provided by the judge) (with commands)

30 points

- The Article will be provided by the judge.
- At the start of the exercise the dog should be sitting at the handler's side.
- When the steward instructs, the handler must throw the article in the direction indicated.
- The dog isn't allowed to move until the handler is instructed to send it to retrieve the article.
- The dog should move out promptly at a smart pace to collect the article cleanly.
- It should return with the article at a smart pace and sit straight in front of the handler.
- On command the handler should take the article from the dog. On further command the dog should be sent to heel.



Scent (Handlers scent on cloth) Test formed of six cloths arranged in a straight line in any direction. No Extra commands allowed whilst the dog is over the Scent area. A Line marking the scent area will be drawn by the judge. **30 points**

- Before the scent exercise commences, the judge will mark a line designating the scent area, Commands may be given EXCEPT when the dog is in the designated scent area.
- The cloth used will be selected by the handler and the handler will carry this into the ring. It will then be placed on a tray which the steward will then use to place amongst the other cloths (in a position of the judge's choice). Note the judge will mark a line designating the scent area.
- Cloths must be placed in position by a steward and must be at least 1m (3ft) and not more than 1.6m (5ft) apart.
- The method of taking scent is at the handler's discretion.
- Any cloth which is fouled in any way e.g. mouthed must be replaced with a fresh cloth. At the commencement of the test the dog must be brought to a designated point.
- The dog must be facing away from the cloths while the scented cloth is placed in position.
- When the cloths have been placed, the handler must give the dog scent, stand up straight and send the dog on command from the judge or steward to find the correct cloth.
- The dog, on finding the correct cloth must then complete the test as for the Retrieve Test. Limiting the time for this test is at the Judge's discretion.
- There will be no decoy cloths.